

2022

State *of the* State



CREATING A SAFER TEXAS

An annual update to the Texas State Plan

Life-Saving Services for Survivors

HHSC Family Violence Programs

83 programs funded by the Texas Health and Human Services (HHSC) Family Violence Program provided services to survivors of family violence across the state.

In Fiscal Year (FY) 2022, these programs:

- » Provided **~1.5 million services**
- » Served **63,812 survivors** and their families

Most common services:

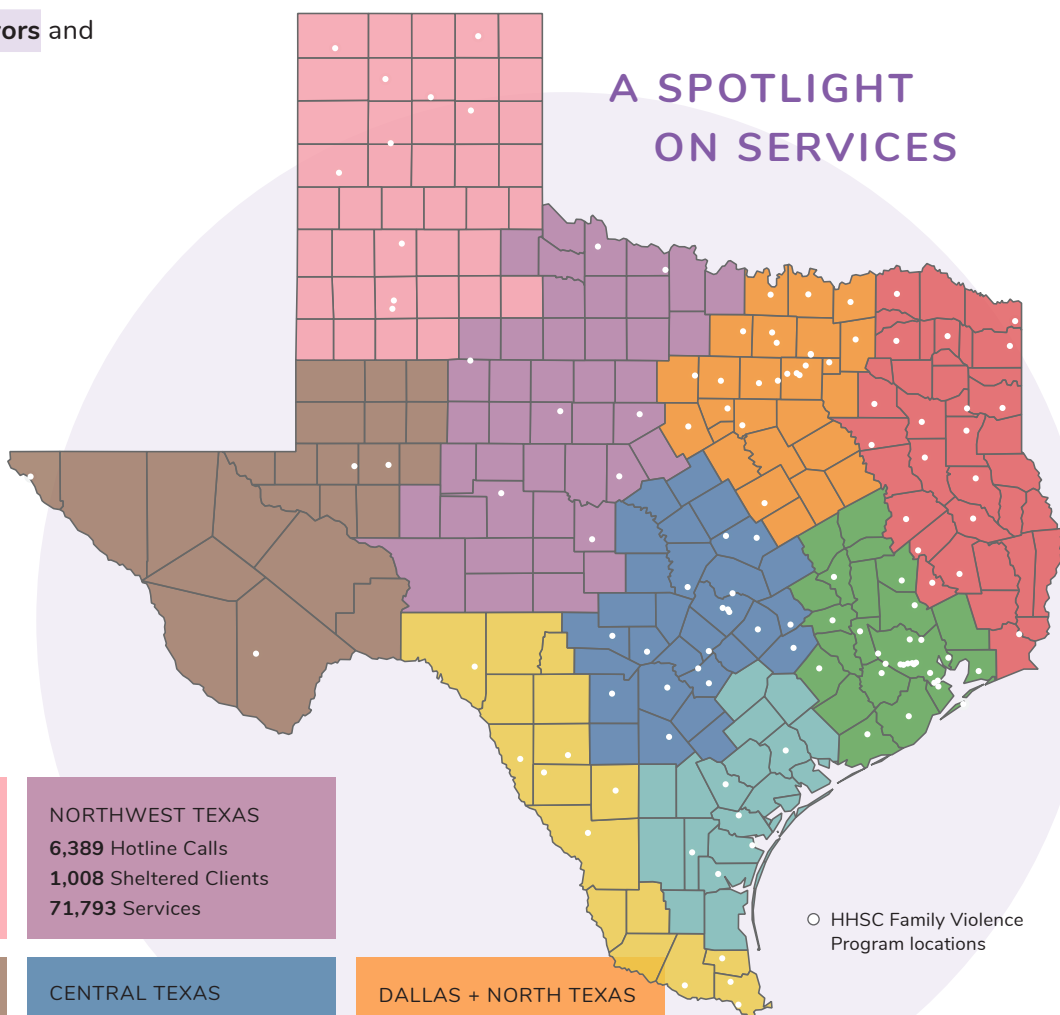
691,630
Intervention Services
includes advocacy, support, and safety planning

205,744
Information and Referral to Community Services

163,845
Child Services
includes activities for children and child care

Family Violence Centers received **275,481 hotline calls in 2022**, an increase of over 20,000 calls from 2021.

A SPOTLIGHT ON SERVICES



PANHANDLE
12,957 Hotline Calls
1,152 Sheltered Clients
161,290 Services

NORTHWEST TEXAS
6,389 Hotline Calls
1,008 Sheltered Clients
71,793 Services

WEST TEXAS
5,697 Hotline Calls
1,543 Sheltered Clients
109,943 Services

CENTRAL TEXAS
47,345 Hotline Calls
4,253 Sheltered Clients
256,210 Services

DALLAS + NORTH TEXAS
47,345 Hotline Calls
4,253 Sheltered Clients
256,210 Services

RIO GRANDE VALLEY
15,383 Hotline Calls
1,133 Sheltered Clients
131,948 Services

GULF COAST
3,188 Hotline Calls
833 Sheltered Clients
43,885 Services

HOUSTON + GALVESTON
112,521 Hotline Calls
3,767 Sheltered Clients
317,878 Services

EAST TEXAS
12,732 Hotline Calls
1,780 Sheltered Clients
133,002 Services

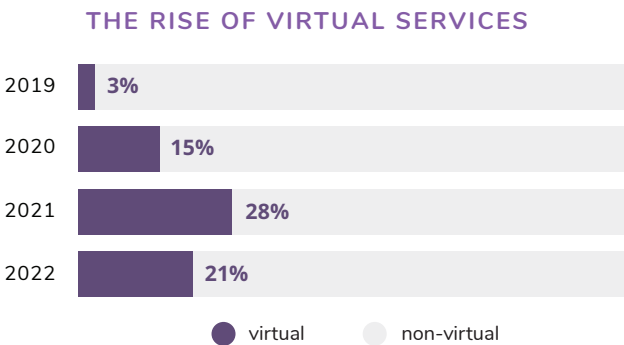
Serving Survivors through VOCA and VAWA

Many types of nonprofits, including family violence centers, offer services to survivors of family violence and receive funding through multiple grant sources, including the Violence Against Women Act (VAWA) funds and Victims of Crime Act (VOCA) funds distributed through the Office of the Governor.

Virtual Advocacy: Flexible Service Modalities

A cornerstone of the family violence movement includes efforts to meet survivors where they are, virtually and via geographic location.

- » Virtual services became essential during the Covid-19 pandemic and providing advocacy in this manner means text, chat, and video calls are here to stay.



Virtual Spotlight: The National Domestic Violence Hotline (NDVH)

Survivors are able to reach out to the NDVH through phone, chat, or text, providing multiple ways for survivors to get help. Chat and Text make up almost 30% of contacts from Texas survivors to NDVH in FY2022.

VOCA	VAWA
112 VOCA grants	11 VAWA grants
82,767 clients served	8,778 clients served
59% of victimization reported by clients were dating, domestic or family violence	73% of victimization reported by clients were domestic violence
1,556,413 services provided	26,303 services provided

SHELTER AND NON-RESIDENTIAL SERVICES	% PROVIDED VIRTUALLY
Family Violence Option	52%
Counseling and Therapy	40%
Legal Assistance	38%

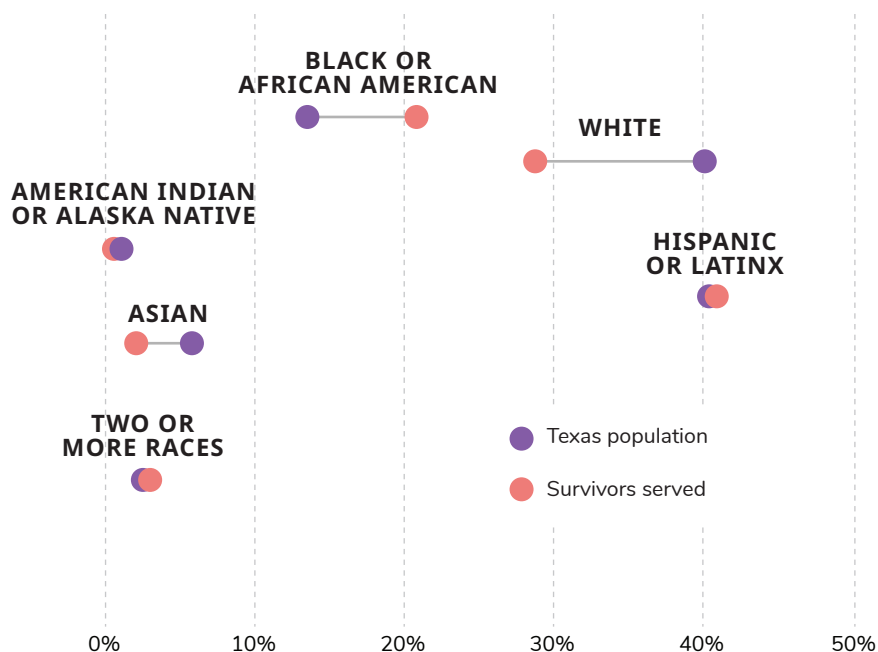
ENHANCED SERVICES	% PROVIDED VIRTUALLY
Legal Services – Immigration	87%
Legal Services – Housing	50%
Legal Services – Other	49%

	# OF CONTACTS	% OF TOTAL
Chat	1,762	9.7%
Phone	13,221	72.7%
Text	3,203	17.6%
Total	18,186	100%

Striving for Equity in Services

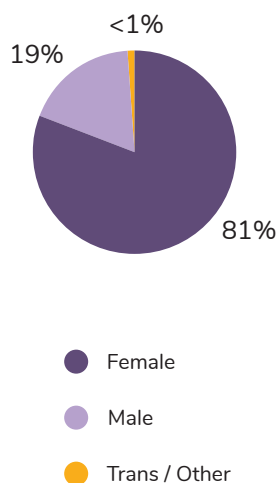
Almost 1 in 2 women and more than 2 in 5 men report experiencing violence by an intimate partner at some point in their lifetime. Racial and ethnic minorities, and individuals who identify as LGBTQ+ are at higher risk of intimate partner violence. The following compares the demographics of survivors served by family violence centers to the population of Texas.

RACE / ETHNICITY OF SURVIVORS SERVED

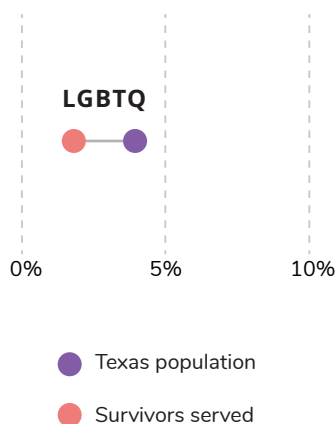


- » Black/African American and Hispanic/Latinx Texans represent more survivors served by programs than the Texas population. Asian survivors are served at a lower percentage than represented in the state.
- » 2022 saw an increase in Black/African American survivors and decrease in Hispanic/Latinx survivors reach out compared to 2021.

GENDER IDENTITY OF SURVIVORS SERVED

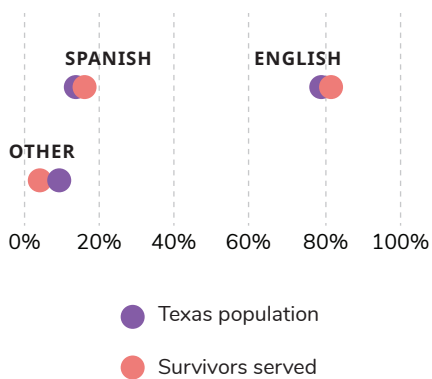


SEXUAL ORIENTATION OF SURVIVORS SERVED



- » Of the **19%** of clients who identified as male, **82%** of them were children.
- » **~4.1%** of the Texas population identifies as LGBTQ+.
- » **2%** of survivors served by Family Violence Programs identified as LGBTQ+.

LANGUAGES SPOKEN



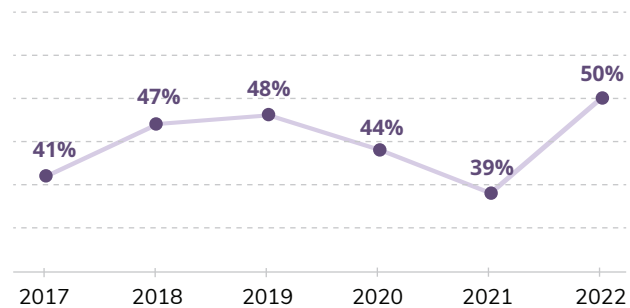
There is a great need to enhance service accessibility for Spanish and other non-English speaking survivors. The most common languages spoken by survivors served are:

English
Spanish
Arabic
Urdu
American Sign Language
Chinese

Safety in Shelter: The Capacity Crisis

71 HHSC family violence programs offer emergency and temporary shelter for survivors and their families fleeing violence. The need for shelter increased in 2022, while barriers continued to grow.

SURVIVORS DENIED SHELTER DUE TO LACK OF SPACE



21,451
survivors and their
families housed
18% more than in 2021

695,951
nights of safety
provided
25% more than in 2021

Lack of bed space continues to create a safety and capacity crisis in our state. In 2022, **50% of survivors seeking shelter were denied** solely due to not having available beds.

CAPACITY IN METRO AREAS

Shelters in metro areas have to deny shelter due to lack of space at **higher rates** due to population density and need.

8,487 survivors and family members were offered emergency shelter in 2022.

67% of survivors were denied shelter solely due to lack of space, but were provided referrals to another emergency shelter option.

CAPACITY IN RURAL AREAS

Rural counties serve wide geographic areas but have **lower rates** of denied shelter due to lack of space.

2,024 survivors and family members were offered emergency shelter in 2022.

25% of survivors were denied shelter solely due to lack of space, but were provided referrals to another emergency shelter option.

A Critical Need: Housing

- » **71.4% of survivors** need help finding housing.
- » Family violence is a major contributor to housing problems for an estimated **one in every three-to-four homeless women**.
- » There were 261,978 evictions in 2022—a **72% increase** from 2021.

Housing continues to be the **number one need** requested by survivors.



HOUSING IN A SINGLE DAY:

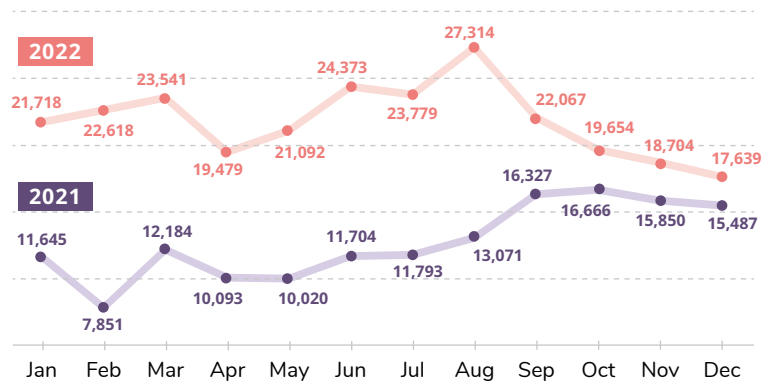
4,606

survivors found safety in emergency shelter, hotels, and other housing provided by domestic violence programs

51%

of requests that could not be met were for emergency shelters, hotels, and other housing

TEXAS EVICTIONS FILED IN 2021 VS 2022



The Texas Fair Market Rent (FMR) for a two-bedroom apartment is **\$1,303**.

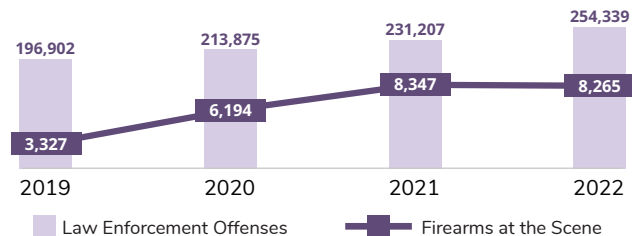


Texans must make **\$25.06 an hour** to afford housing.

Increasing Severity of Violence

With extensive research available on lethality factors, such as stalking, strangulation and the presence of a firearm in a home, intimate partner homicide is knowable, predictable, and preventable. Texas has seen a consistent increase in law enforcement calls due to family violence in the past, indicating violence from an intimate partner had reached dangerous levels.

OFFENSES & FIREARMS



- » **148% increase** of presence of a firearm at the scene in 4 years.
- » **Over 50%** of victims who sought a PO have been threatened to be shot by their abuser.

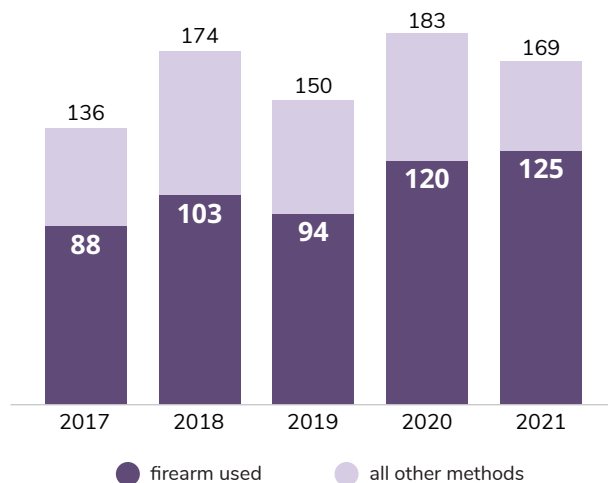
Increase in Femicides: Honoring Texas Victims

Every year, TCFV shares the stories of the men, women, and children who lose their lives to family violence.

- » Over **1,400 women** have been killed by their intimate partner in the last ten years.
- » The presence of firearms increases the risk of domestic violence homicide **by 500%**.

65% of women killed by their intimate partner in the past five years were killed with a firearm.

TEXAS FEMICIDE VICTIMS
KILLED BY FIREARMS

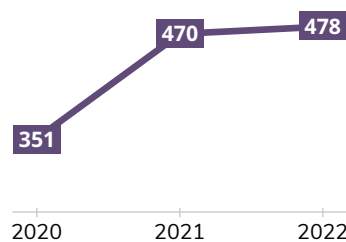


Preventing Domestic Violence Homicide: Domestic Violence High-Risk Teams

Domestic Violence High Risk Teams (DVHRTs) create a community-coordinated initiative in which survivors at the highest lethality risk get enhanced support from law enforcement, advocates, prosecutors, and others.

DVHRTs ensure survivors at the highest lethality risk get enhanced support.

NUMBER OF DVHRT
VICTIMS SERVED



78%
of victims' first contact was with law enforcement in 2022

Battering Intervention and Prevention Programs (BIPPs)

BIPPs are an avenue to increase victim safety, hold batterers accountable, and promote positive behavioral change by directly challenging, educating, and addressing the attitudes and beliefs that contribute to violent behavior. In FY2021:

- » **23** funded BIPPS
- » **3,202** offender placements
- » **65% completion rate** by offenders

Community Intersections



Health, Mental Health and Reproductive Health

There is a great need to increase services to address the impact of violence and trauma on survivors' health and mental health in Texas.

- » Texas survivors experience reproductive coercion at a rate **three times greater** than the national average.
- » **46% of survivors** surveyed receiving non-residential services did not have health insurance compared to 18% of Texas population.

- » **69% of survivors** met criteria for Post Traumatic Stress Disorder (PTSD)
- » **29 women** were pregnant when killed by their intimate partner in the last 5 years.

One study showed the number one **most impactful** service for survivors in family violence programs was **counseling**.



Children Services

Many survivors are also parents, and providing safety and services for their children is a top priority, yet these resources are unavailable in many communities.

- » **78%** of domestic violence programs provide counseling for children.
- » **40%** of domestic violence programs provide some form of onsite childcare.

- » **Only 19% of DV staff** report affordable quality childcare is available.
- » The average cost of center-based toddler care is **\$727 a month**. This is 28% of median income for a single mother, compared to 9% for a married couple.



Citations available by request.
For more information, data sources,
and methodology, email policy@tcfv.org